



PROSAW BANDSAW DISMANTLERS



PROSAW XP-ONE

- Fixed Table
- Lumber Chute (Cover Included)
- Proprietary blade guide system
- 15 HP Drive Saw Motor
- 2 Belt Conveyors Included


XP One Conveyors Included

- Includes 10' x 1' (3.04 x .30 m) troughed belt conveyor for horizontal conveyance
- Includes 10' x 1.2' (3.04 x .36 m) troughed belt conveyor for inclined conveyance



PROSAW XP-Two

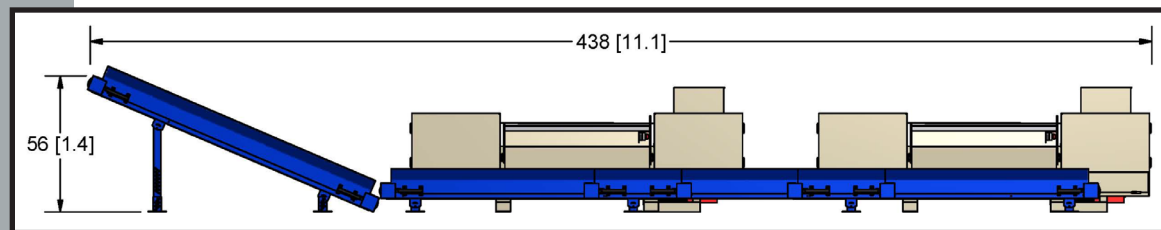
- Fixed Table
- Lumber Chute (Cover Included)
- Proprietary blade guide system
- (2) High speed bandsaw dismantlers
- 15 HP Drive Saw Motor
- 2 Belt Conveyors Included



View of Lumber Chute

XP Two Conveyors Included

- Includes 20' x 1' (6.13 x .30 m) troughed belt conveyor for horizontal conveyance
- Includes 10' x 1.2' (3.04 x .36 m) troughed belt conveyor for inclined conveyance



PRSGROUP INC.
2 Eastgate Drive Jacksonville, IL 62650

www.prsgroupinc.com
217-291-0009



BANDSAW DISMANTLERS PROSAW



Model XP-AT
Adjustable table height

Our PROSAW Line Includes:

- High Speed Band Blade for Fast Cutting
- Ergonomic Pallet Return Rack
- Safety Interlocked Cabinet Doors for Safe Operation
- Pneumatic Blade Tensioning with Regulator & Valve – Right Tension Every Time
- Ultra-Heavy-Duty Construction & Quality Components

If you are in the market for a high speed and heavy-duty bandsaw for pallet dismantling put PROSAW dismantlers at the top of your list. The PROSAW line of band dismantlers are versatile and can disassemble stringer, block, long and short pallets – plus top frames, mats, etc. PRS's line of dismantlers are available in several models to fit your exact needs.

PROSAW Band Dismantlers come standard with a fixed table welded to the frame (1.25" maximum deckboard thickness). AT models include an electronically adjustable table height function. At the top of the PROSAW line is the XP series, One, and Two which features improved material handling, smoother operation, and higher rate of production. PROSAW Dismantlers are available for one and two operator designs.

SPECIFICATIONS

	United States	International
Belt Drive Motor	10 HP / 15 HP	7.457 KW / 11.1855 KW
Pallet Width Capacity	60"	1.524 m
Band Wheel Dia.	17"	0.43 m
Overall Machine Width	11' 3"	3.429 m
Overall Machine Depth	6' – 7'	1.828 m – 2.134 m



PRSGROUP INC.
2 Eastgate Drive Jacksonville, IL 62650

www.prsgroupinc.com
217-291-0009

PROSAW BANDSAW DISMANTLERS



PROSAW / PROSAW 15

- Features a Fixed Table

Options:

- 10 HP or 15 HP Drive Saw Motor



PROSAW AT / PROSAW AT-15

- Features an Electronically Adjustable Table Height

Options:

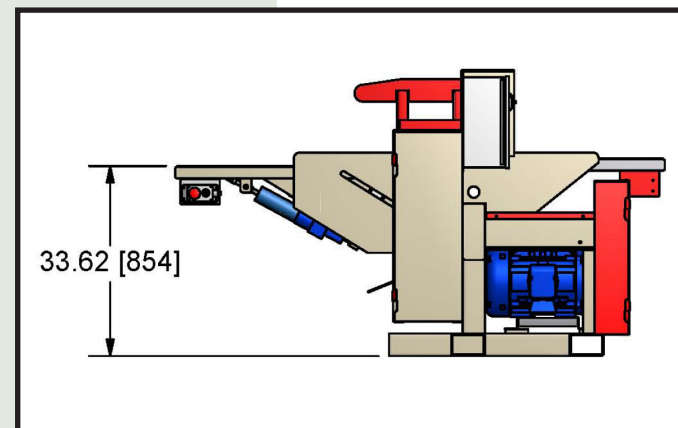
- 10 HP or 15 HP Drive Saw Motor

BENEFITS

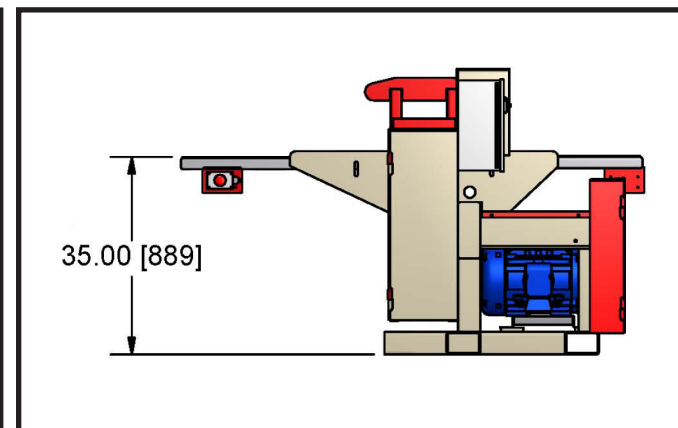
- Versatile, High Yield Pallet Disassembly
- High Speed, High Production
- Handles Wide Range of Deckboard Thickness

Optional Conveyors

- 10' x 1' (3.04 x .30 m) troughed belt conveyor for horizontal conveyance
- 10' x 1.2' (3.04 x .36 m) troughed belt conveyor for inclined conveyance



Electrically Adjustable Table Design



Fixed Table Design

PROSAW BANDSAW DISMANTLERS



PROSAW XP / PROSAW XP-15

- Features a Fixed Table
- Lumber Chute (Cover Included)
- Proprietary Blade Guide System

Options:

- 10 HP or 15 HP Drive Saw Motor
- Board Conveyors



PROSAW XP-AT-15

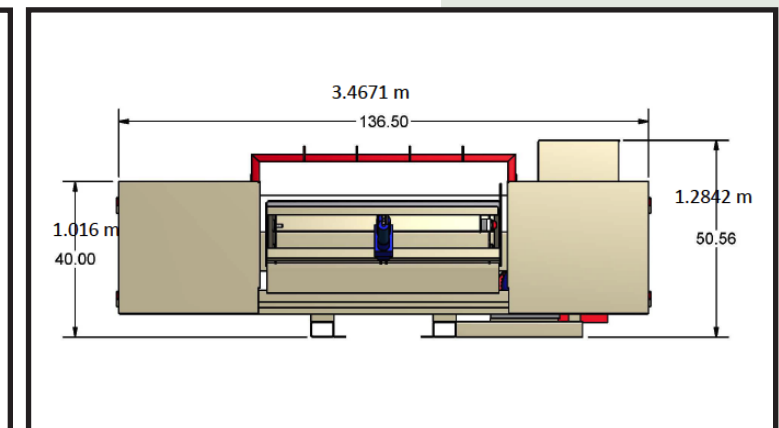
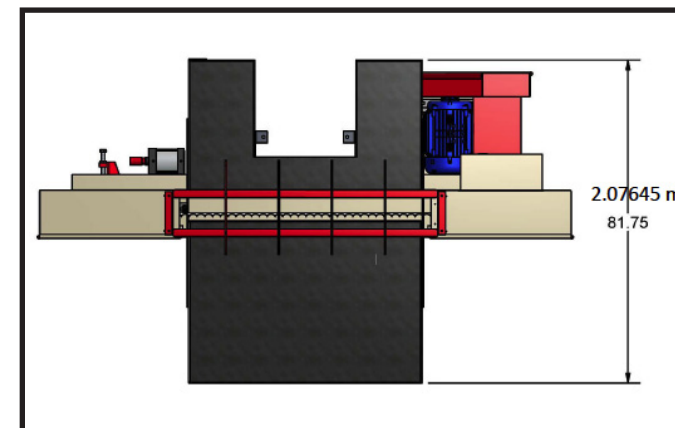
- Features an Electronically Adjustable Table Height
- Lumber Chute (Cover Included)
- Proprietary Blade Guide System
- 15 HP Drive Saw Motor

Options:

- Board Conveyors

XP SERIES BENEFITS

- The XP Series Lumber Chutes Discharge Deckboards = Higher Production
- Versatile, High Yield Pallet Disassembly
- High Speed – High Production
- Unique Table Design Supports Pallet on Operators Side for a better “Pull” and Smoother Operation



Model PROSAW XP-AT-15 View of Adjustable Table



PRSGROUP INC.
2 Eastgate Drive Jacksonville, IL 62650

www.prsgroupinc.com
217-291-0009



PRSGROUP INC.
2 Eastgate Drive Jacksonville, IL 62650

www.prsgroupinc.com
217-291-0009