




DOUBLE END TRIMMERS DUAL-MAX TRIMSAW



BENEFITS

- Easily Adjustable Conveyor Speed – Handles a Variety of Material
- Safe & Efficient Double End Trimming of Boards



PRS Dual-Max Trimsaw is the answer to all of your double end trimming needs. This high speed machine easily and quickly trims stringers or deck board material. The innovative design of the Dual-Max features a hopper feed system for ease of operation. It is paired with variable feed speed and two powerful direct arbor 7.5 HP saw motors to blast through your end trimming production. Two slider bed belt conveyors for trim scrap removal are included — One horizontal & one incline.



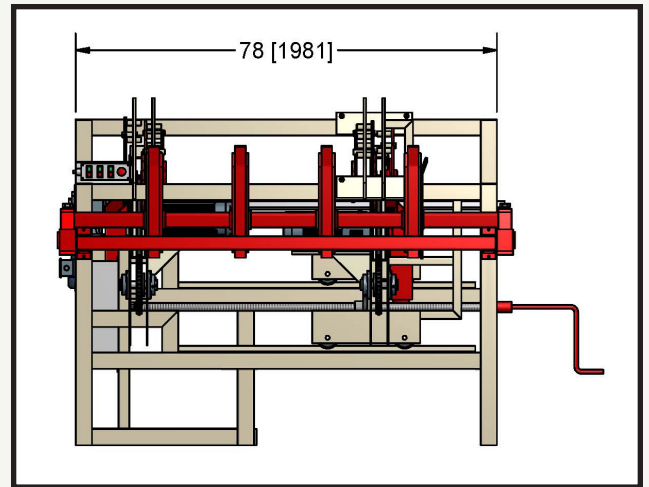
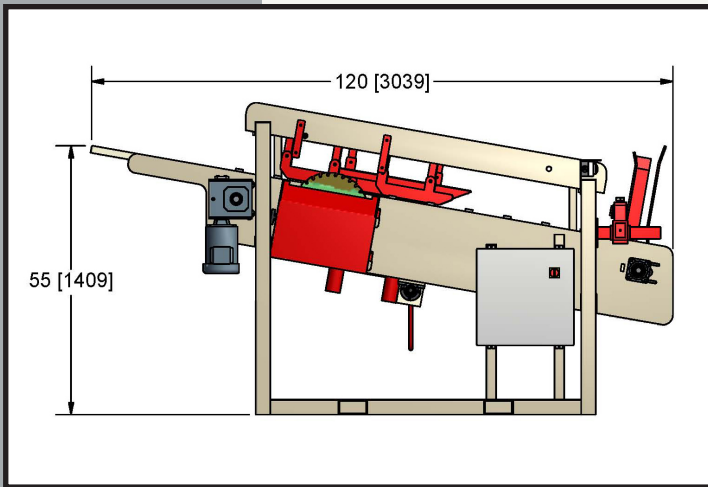
PRS GROUP INC.
2 Eastgate Drive Jacksonville, IL 62650

www.prsgroupinc.com
217-291-0009



DOUBLE END TRIMMERS DUAL-MAX TRIMSAW

SPECIFICATIONS		
	United States	International
Motors	7.5 HP x2	5.5927 KW x2
Blades	16"	0.406 m
Feed Motor	1.5 HP	1.1185 KW
Dimensions Maximum Lumber Capacity	66"	1.6764 m
Capacity Output Capacity	30" – 60"	.76 – 1.52 m



SLIDER BED BELT CONVEYORS SPECIFICATIONS				
Overall Dimensions	Conveyor Bed	Belt	Motor	Speed
8' (2.44 m) L 34" (0.86 m) W	4.5" (0.114 m) Depth 12 Gauge Box Type Construction	30" (0.762 m) W PVC-120	1.5 HP (1.1185 KW)	60 FPM 60Hz
13' (3.96 m) L 34" (0.86 m) W	4.5" (0.114 m) Depth 12 Gauge Box Type Construction	30" (0.762 m) W PVC-120 Rough Top	1.5 HP (1.1185 KW)	60 FPM 60Hz



PRSGROUP INC.
2 Eastgate Drive Jacksonville, IL 62650

www.prsgroupinc.com
217-291-0009